

Mental Health Medicines Costs Charts

Main sub-chapters of BNF Chapter 4

Central Nervous System

Issued May 2016



- If using slow release
- quetiapine – prescribe by brand as Biquelle XL tabs
 - Venlafaxine – prescribe by brand as Venlalic XL tabs

Reference = May 2016 Drug Tariff Department of Health or e-British National Formulary May 2016

- Unless stated otherwise all costs are for the generic product.
- Community pharmacists are usually unable to issue a generic product when a branded product is prescribed
- Prescribe generically wherever possible* – e.g. Donepezil 10mg once daily costs £21 per year compared to £1090 per year for branded Aricept. You can treat 49 people with generic donepezil for same price as one person on branded donepezil.
- Oral generics are typically 90 – 97% % cheaper than branded include olanzapine, quetiapine standard release, donepezil, risperidone.
- ***Notable exceptions to generic prescribing** (e.g. prescribe by brand) include: slow release methylphenidate, lithium products, galantamine once daily – R_x as Gatalin XL, quetiapine once daily R_x as Biquelle XL tabs, and venlafaxine XL (if standard release twice daily generic venlafaxine tablets not suitable use Venlalic XL tablets slow release), and certain drugs for epilepsy

• X:\Medicines Management\Drug Cost Charts\FINAL\CWPT BNF Chapter 4 Cost Charts Q1 May 2016.doc

All figures relate to NHS List Price excluding VAT Reference = may 2016 Drug Tariff Department of Health or e-British National Formulary

Every effort has been made to ensure the accuracy of all information included in this document. All information has been double checked and therefore we believe this information is correct at the time the reference sources were checked. Please contact the Chief Pharmacist's Office with any comments/errors/suggestions for improvement

© Medicines Management, Coventry & Warwickshire NHS Partnership Trust © For further copies contact David Tait david.tait@covwarkpt.nhs.uk 024 7653 6836

Report Contents	Page
Prescribing Cost Comparison Charts - Introduction	3
Hypnotics BNF 4.1.1 : Cost for 14 days	4
Anxiolytics BNF 4.1.2 Cost for 14 days	5
Psychosis - Oral First Generation Antipsychotics BNF 4.2.1 Cost for 1 year	6
Psychosis - Oral Second Generation Antipsychotics BNF 4.2.1	7
Quetiapine costs	8
Orodispersible antipsychotic tablets BNF 4.2.1. Cost for 1 year	9
Low Dose Antipsychotics BNF 4.2.1 Cost for 6 weeks	10
Depot Antipsychotics BNF 4.2.2 Cost for 1 year	11
Tricyclic and related antidepressants BNF 4.3.1: Cost for 1 year	12
Selective serotonin re-uptake inhibitors BNF 4.3.3: Cost for 1 year	13
Other antidepressants BNF 4.3.4: Cost for 1 year	14
CNS Stimulants and drugs used for ADHD BNF 4.4: Methylphenidate Cost for 1 year	15
CNS Stimulants and drugs used for ADHD BNF 4.4: Atomoxetine and dexamfetamine Cost for 1 year	16
Drugs for dementia BNF 4.11: Cost for 1 year	17

Definitions & Notes

The cost charts are split by British National Formulary (BNF) sub chapters.

The bar colours correspond to the drugs position within the Preferred Prescribing List

Green = Preferred choice

Amber = Alternative choice

Blue = Non-formulary (qualified choice) use either to be avoid, discouraged, or targeted to specific instances) – changed from red as some prescribers have mistakenly interpreted “Red” as meaning “not prescribable in primary care”

All doses given for costing purposes only and do not imply therapeutic equivalence

OD = Once daily

ON = Once at night

BD = Twice daily

TDS = Three times a day

QDS = Four times a day

Where more than one strength is required to make up each dose this is written as e.g. Risperidone 6mg OD (2 by 3mg) = use two 3mg tablets
 Costs as per written product, e.g. prescribe product as written. Prescribe generically wherever possible* – e.g. Donepezil 10mg once daily costs £22 per year compared to £1090 per year for branded Aricept.

Prescribing Cost Comparison Charts - Introduction

The cost of drugs is one of the most important aspects of cost-effective prescribing. Resource use has become increasingly important for the NHS and Trusts such as ours, due to national and local drivers of limited financial resource, and increasing health demand.

Our services often initiate or recommend drug treatment and GPs tend to continue with the same choice of drug. Therefore greater consideration to the choice and cost of drug, particularly on initiating a treatment, affects the overall NHS budget and thereby may influence the long term availability of certain drugs for our patients².

Recent articles in The Psychiatrist have highlighted that psychiatric services often have limited information about the price of drugs and cost effective prescribing patterns¹. Therefore the aim of these prescribing cost comparison charts is to allow prescribers, nurses, pharmacists, managers and other Trust colleagues to review the costs of the main products prescribed within our mental health, learning disability and substance misuse services.

We ask all healthcare professionals to use these cost comparison charts in-conjunction with the Preferred Prescribing List and any Prescribing Comparators issued for your service area. This holistic approach should support local discussion and decisions regarding QIPP (Quality Innovation Productivity and Prevention)².

All graphs relate to specific sub-chapters of chapter 4 of the BNF (Central Nervous System). Doses given are for costing purposes only, and do not imply therapeutic equivalence. The red, amber and green colouring correlates with the Preferred Prescribing List categories of Qualified (Red) Alternative (Amber) and Preferred (Green) when all other things are equal.

Preferred prescribing choices offered as suggestions for clinicians to consider as just one component of drug therapy selection. When selecting therapy continue to be guided by important features of patient choice, side effects, and individualise therapy in line with NICE guidance, and previous patient response.

We commend this report to your service, and request that you review its contents within your clinical and service fora.



Dr Sharon Binyon
Medical Director



David J Tait
Chief Pharmacist

“A journey of a thousand miles begins with a single step.” Confucius *“and a map”* David Tait

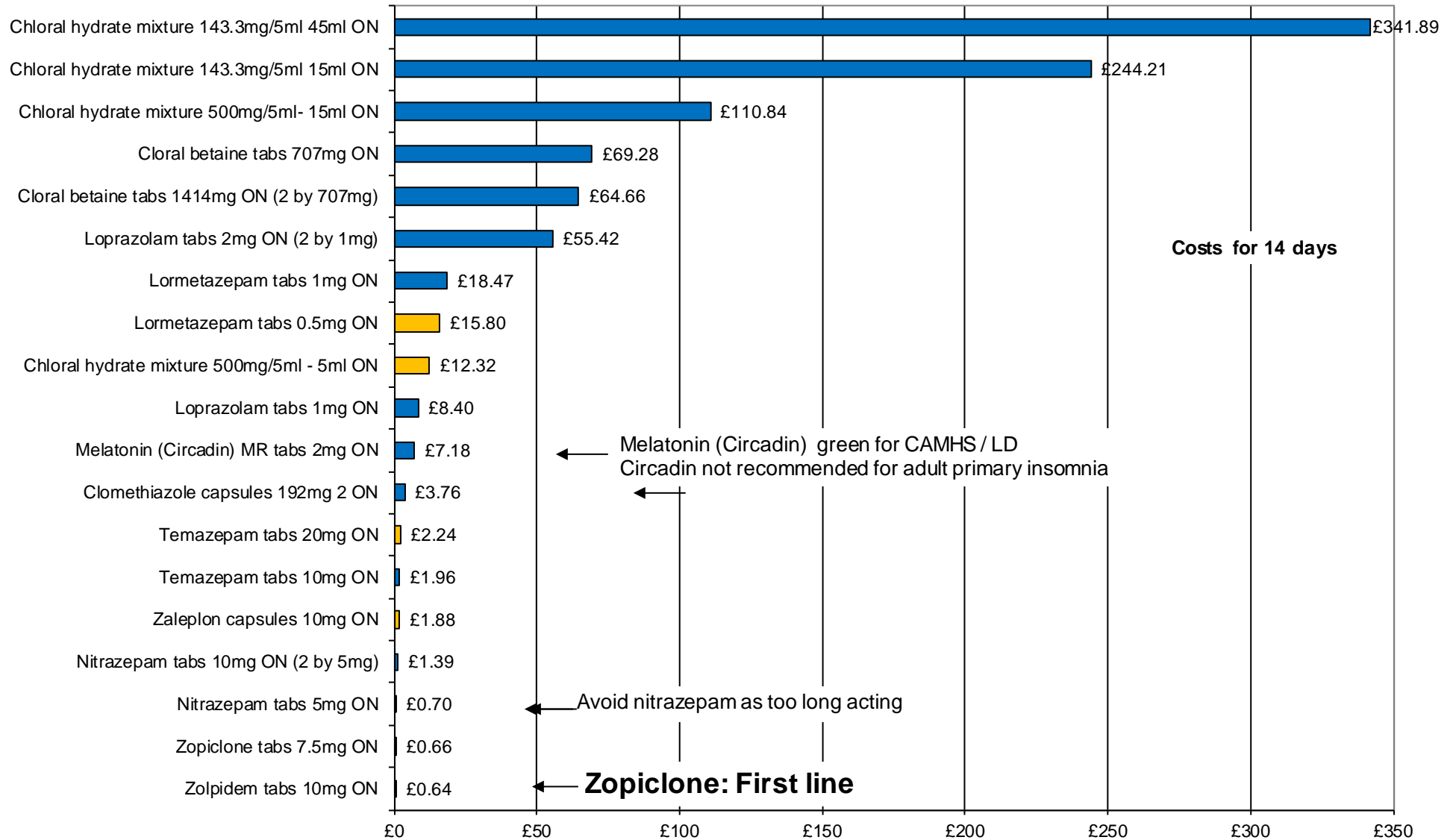
¹ Singh DK, Khawaja S, Khaja J et al. Awareness of the cost of psychotropic medication among doctors: a service evaluation. The Psychiatrist; 2010; 34. 364-266

² National Prescribing Centre; Key therapeutic topics 2010/11 – Medicines management options for local implementation . February 2011

Hypnotics BNF 4.1.1 : Cost for 14 days

Drug Tariff May 2016/BNF Mar 2016

Doses given for costing purposes only & do not imply therapeutic equivalence



All figures relate to NHS List Price excluding VAT Reference = may 2016 Drug Tariff Department of Health or e-British National Formulary

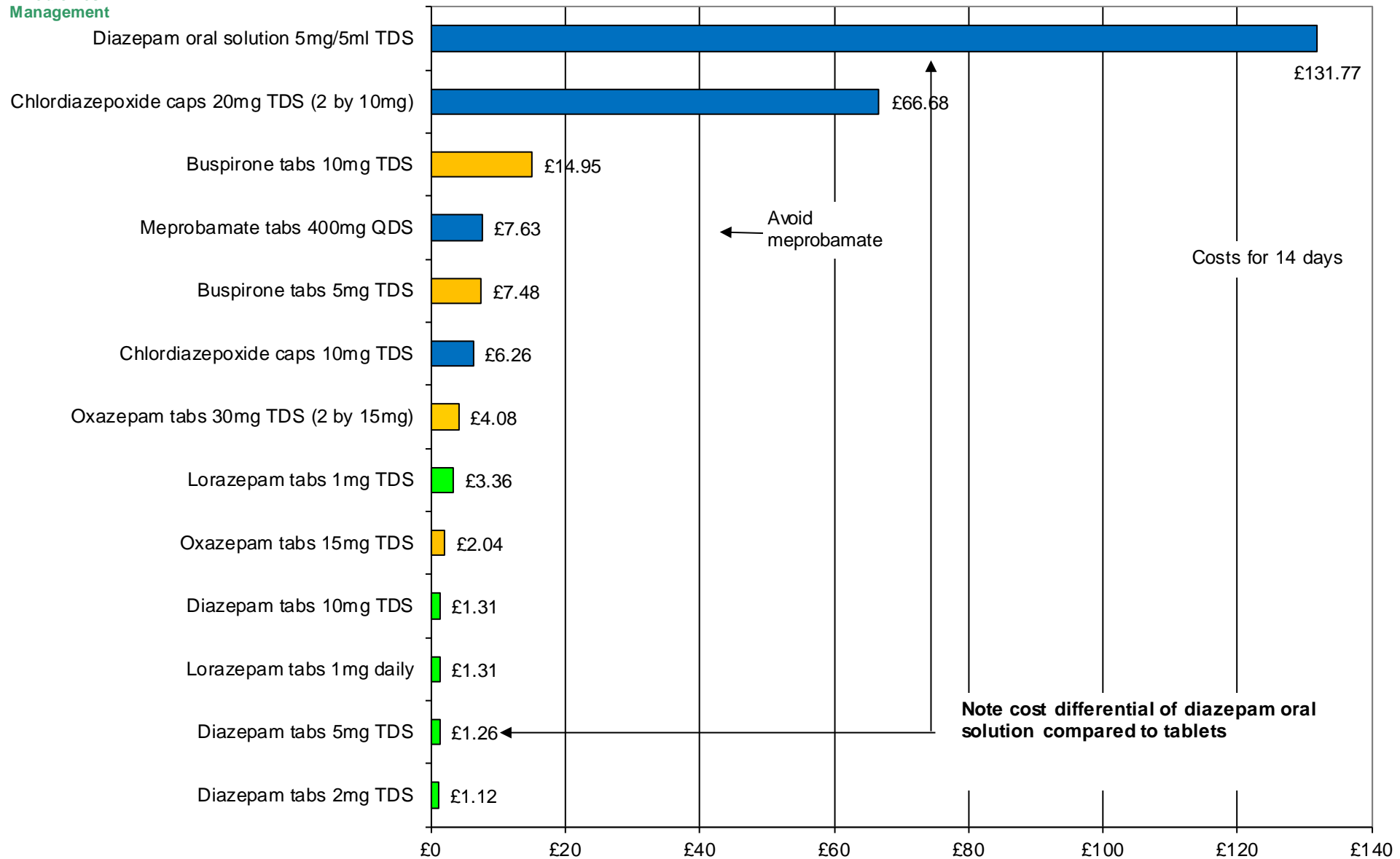
Every effort has been made to ensure the accuracy of all information included in this document. All information has been double checked and therefore we believe this information is correct at the time the reference sources were checked. Please contact the Chief Pharmacist's Office with any comments/errors/suggestions for improvement

© Medicines Management, Coventry & Warwickshire NHS Partnership Trust © For further copies contact David Tait david.tait@covwarkpt.nhs.uk 024 7653 6836

Anxiolytics BNF 4.1.2 Cost for 14 days

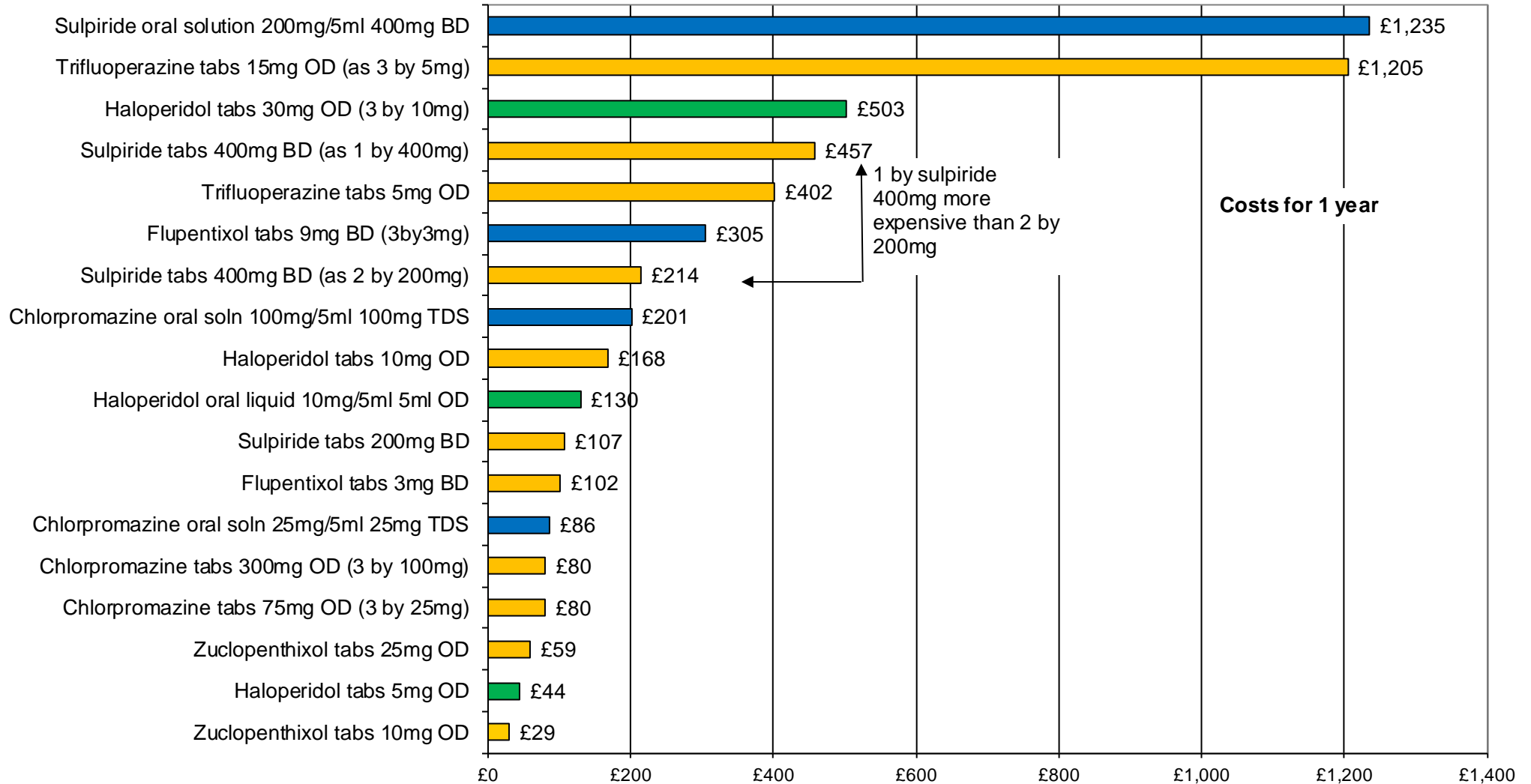
Drug Tariff May 2016/BNF Mar 2016

Doses given for costing purposes only & do not imply therapeutic equivalence



Psychosis - Oral First Generation Antipsychotics BNF 4.2.1 Cost for 1 year Drug Tariff May 2016/ BNF May 2016

Doses given for costing purposes only & do not imply therapeutic equivalence

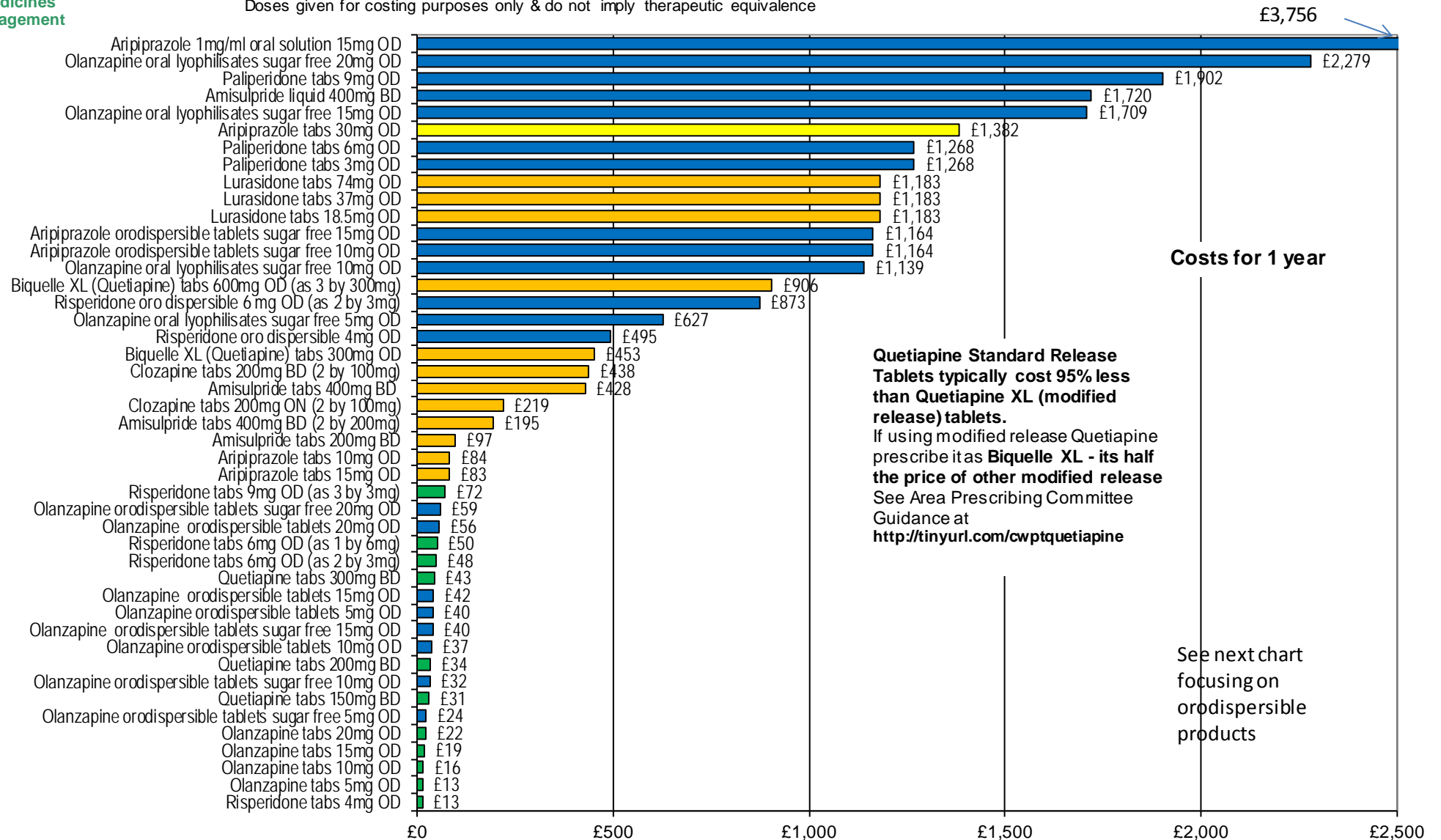


All figures relate to NHS List Price excluding VAT Reference = may 2016 Drug Tariff Department of Health or e-British National Formulary

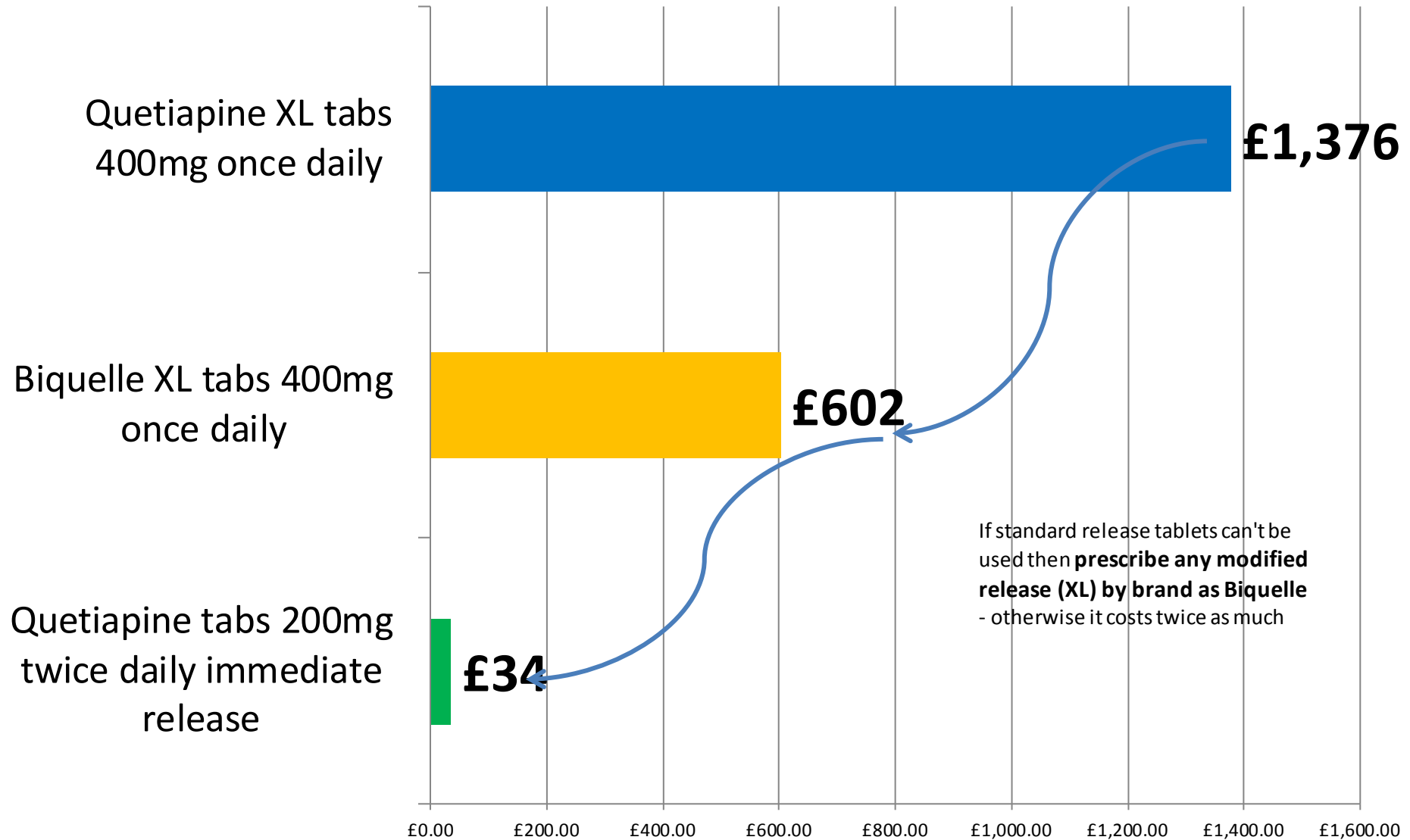
Every effort has been made to ensure the accuracy of all information included in this document. All information has been double checked and therefore we believe this information is correct at the time the reference sources were checked. Please contact the Chief Pharmacist's Office with any comments/errors/suggestions for improvement

© Medicines Management, Coventry & Warwickshire NHS Partnership Trust © For further copies contact David Tait david.tait@covwarkpt.nhs.uk 024 7653 6836

Doses given for costing purposes only & do not imply therapeutic equivalence



Example quetiapine NHS Cost for 1 years treatment (May 2016)

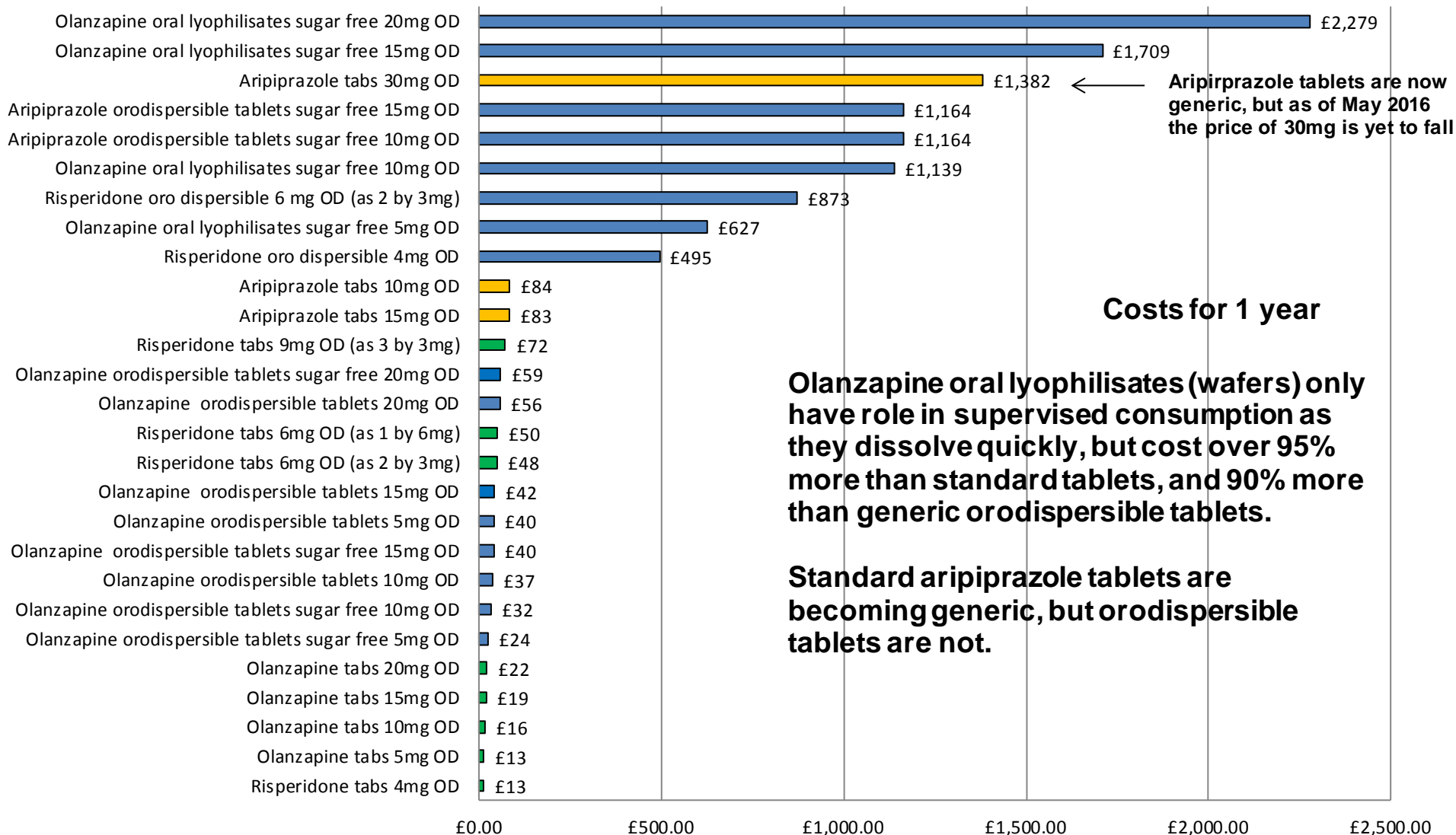


All figures relate to NHS List Price excluding VAT Reference = may 2016 Drug Tariff Department of Health or e-British National Formulary

Every effort has been made to ensure the accuracy of all information included in this document. All information has been double checked and therefore we believe this information is correct at the time the reference sources were checked. Please contact the Chief Pharmacist's Office with any comments/errors/suggestions for improvement

© Medicines Management, Coventry & Warwickshire NHS Partnership Trust © For further copies contact David Tait david.tait@covwarkpt.nhs.uk 024 7653 6836

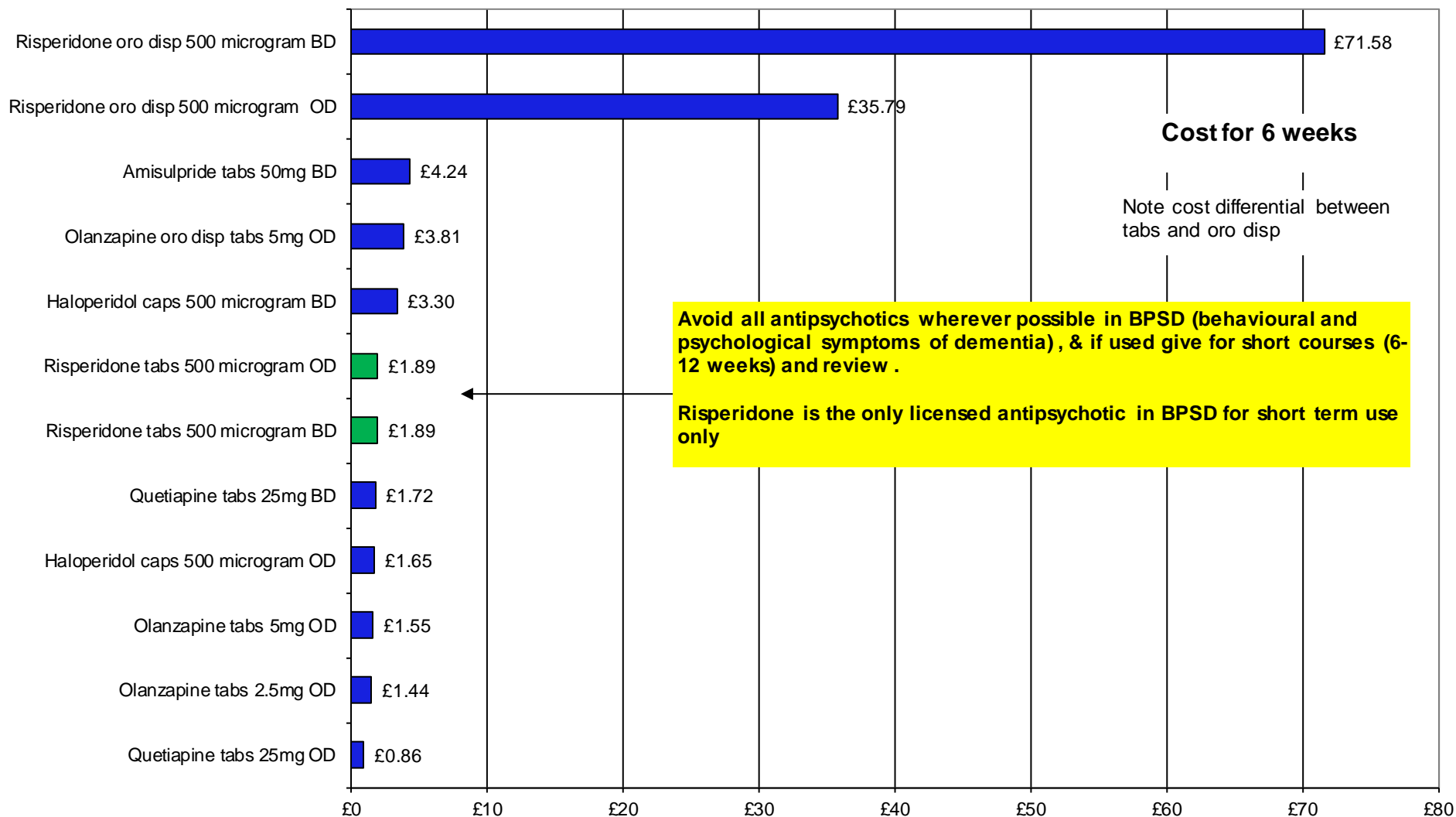
Doses given for costing purposes only and do not imply therapeutic equivalence



Low Dose Antipsychotics BNF 4.2.1 Cost for 6 weeks

Drug Tariff / May 2016

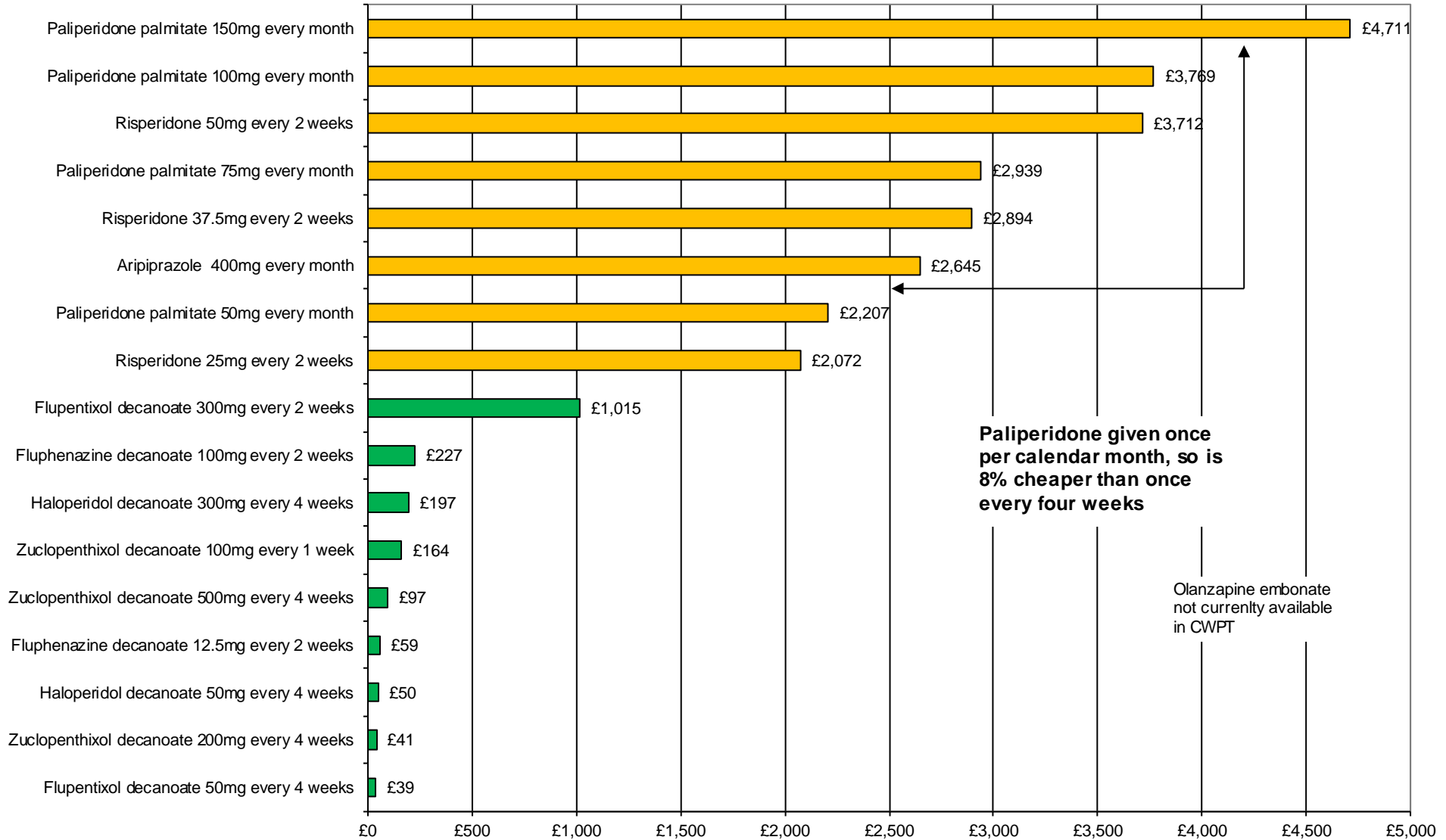
Doses given for costing purposes only & do not imply therapeutic equivalence



Depot Antipsychotics BNF 4.2.2 Cost for 1 year

Drug Tariff /BNF May 2016

Doses given for costing purposes only, do not include any loading dose & do not imply therapeutic equivalence



All figures relate to NHS List Price excluding VAT Reference = may 2016 Drug Tariff Department of Health or e-British National Formulary

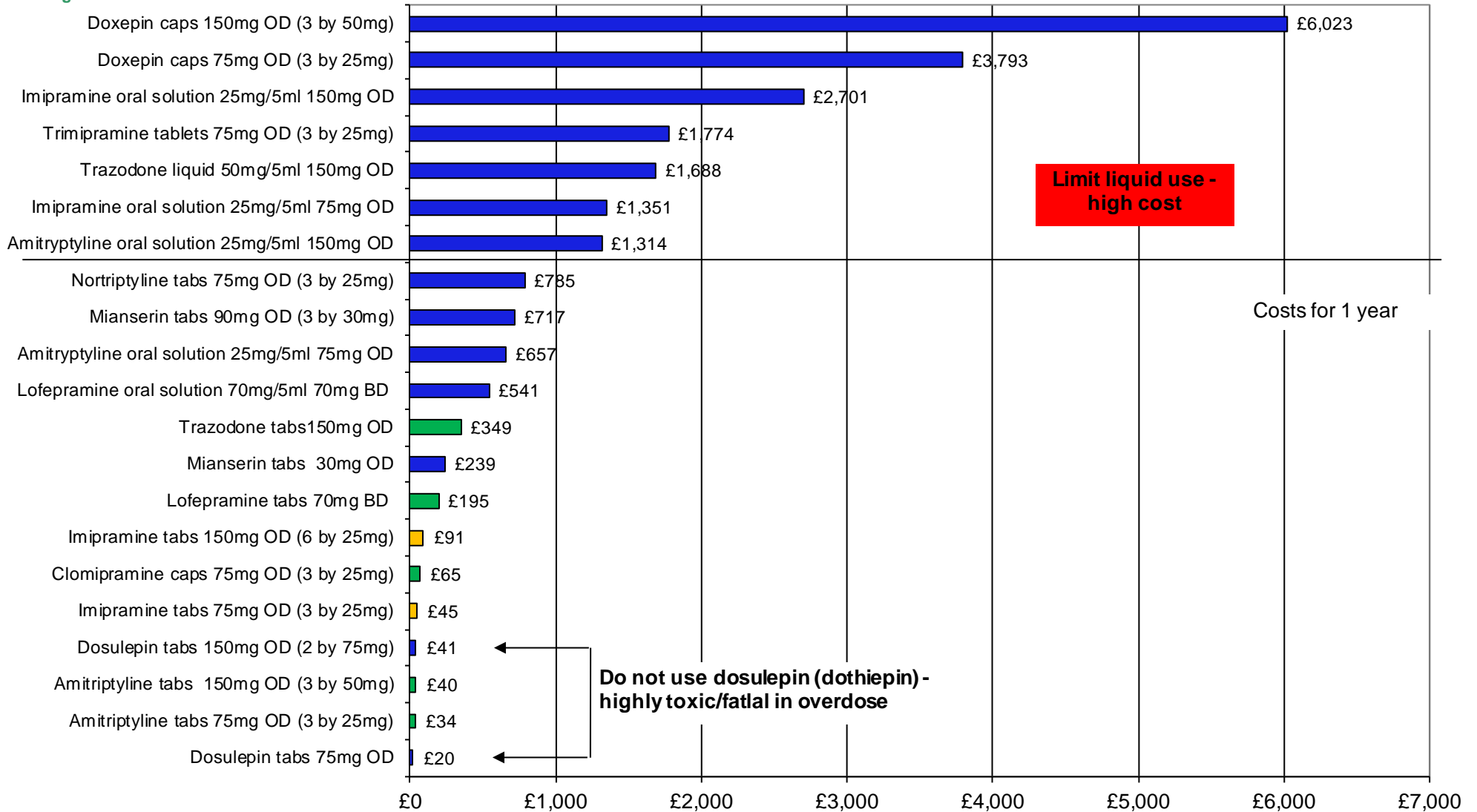
Every effort has been made to ensure the accuracy of all information included in this document. All information has been double checked and therefore we believe this information is correct at the time the reference sources were checked. Please contact the Chief Pharmacist's Office with any comments/errors/suggestions for improvement

© Medicines Management, Coventry & Warwickshire NHS Partnership Trust © For further copies contact David Tait david.tait@covwarkpt.nhs.uk 024 7653 6836

Tricyclic and related antidepressants BNF 4.3.1: Cost for 1 year

Drug Tariff /BNF May 2016

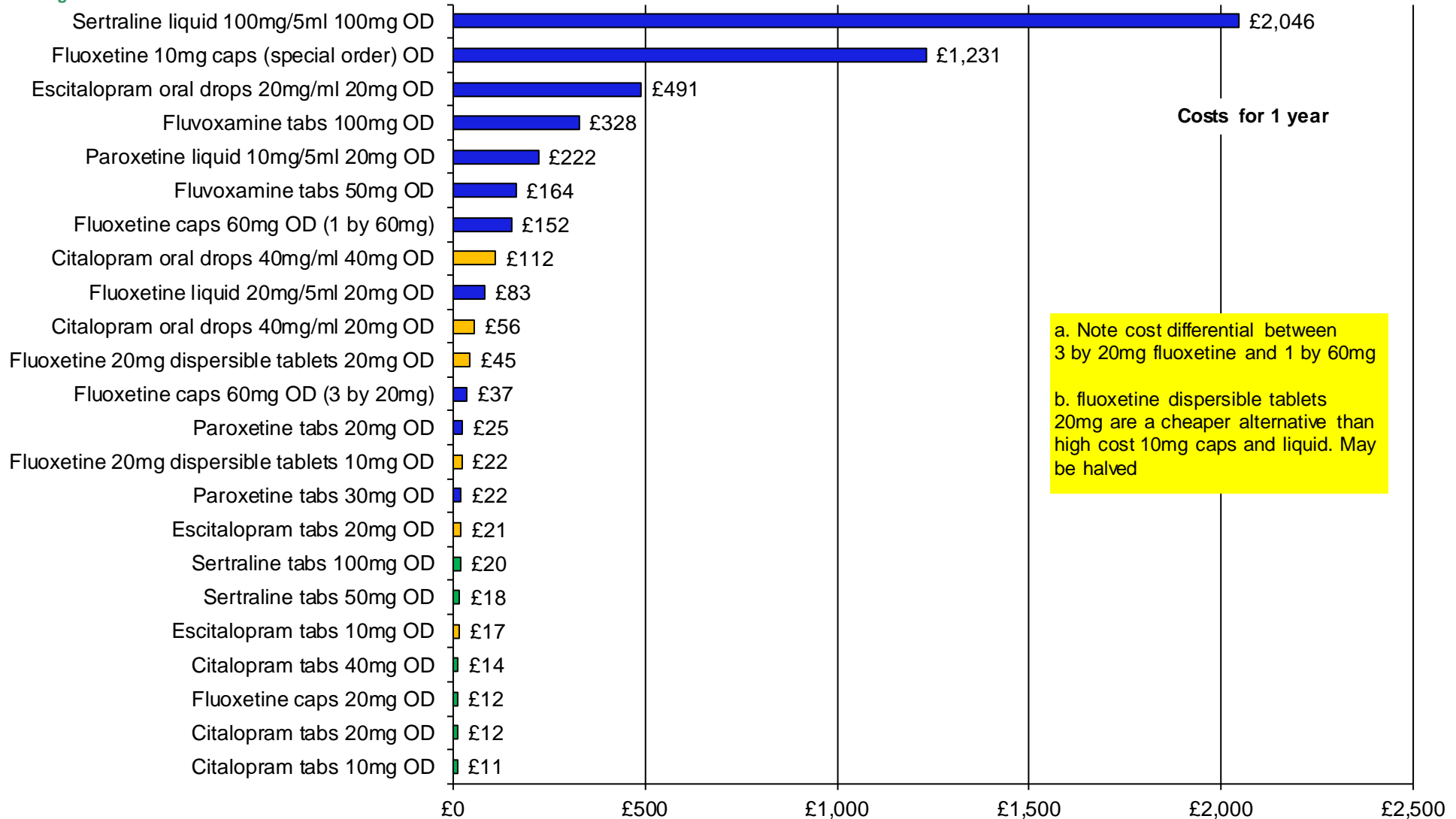
Doses given for costing purposes only & do not imply therapeutic equivalence



All figures relate to NHS List Price excluding VAT Reference = may 2016 Drug Tariff Department of Health or e-British National Formulary

Every effort has been made to ensure the accuracy of all information included in this document. All information has been double checked and therefore we believe this information is correct at the time the reference sources were checked. Please contact the Chief Pharmacist's Office with any comments/errors/suggestions for improvement

Doses given for costing purposes only & do not imply therapeutic equivalence

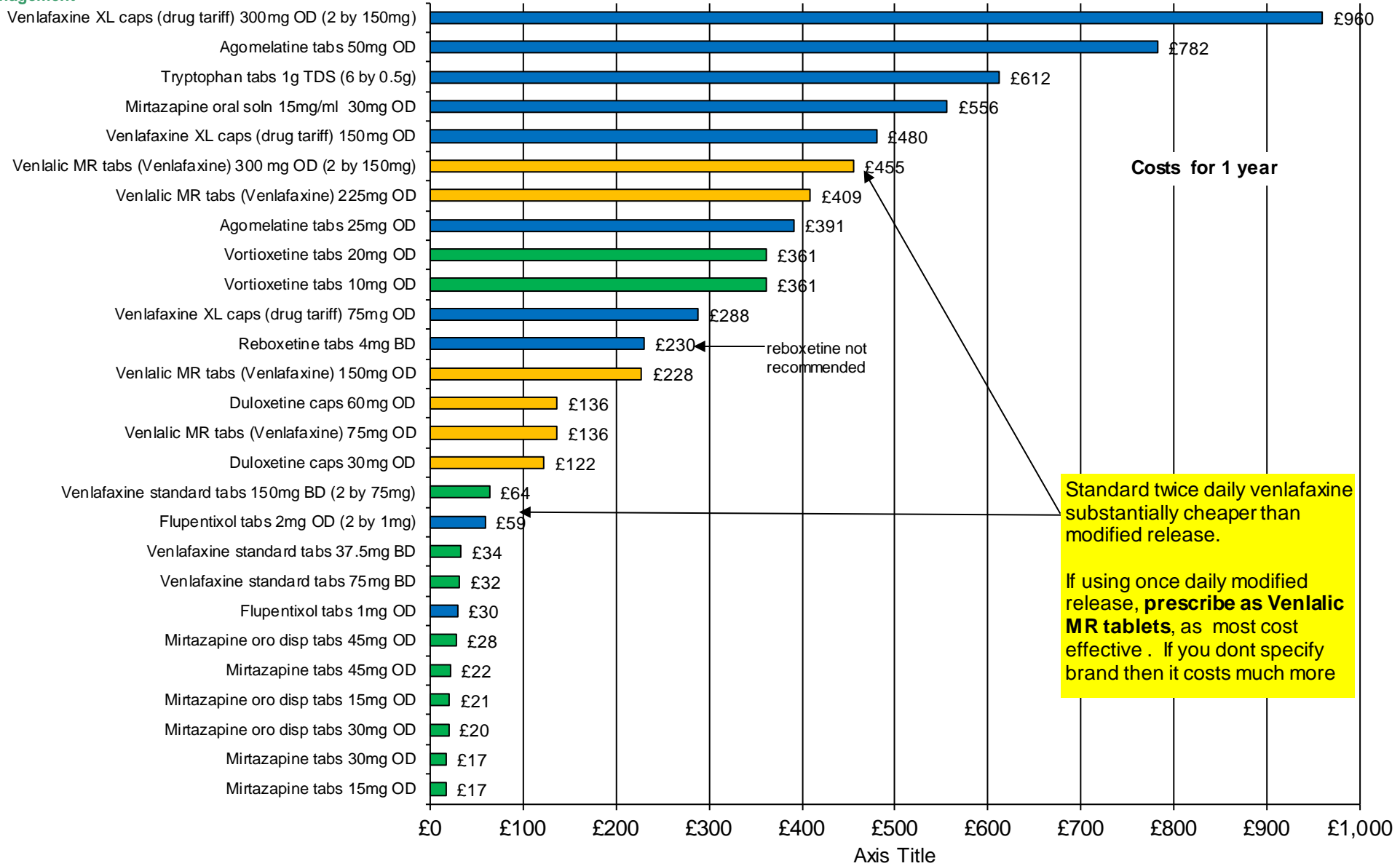




Other antidepressants BNF 4.3.4: Cost for 1 year

Drug Tariff / BNF May 2016

Doses given for costing purposes only & do not imply therapeutic equivalence



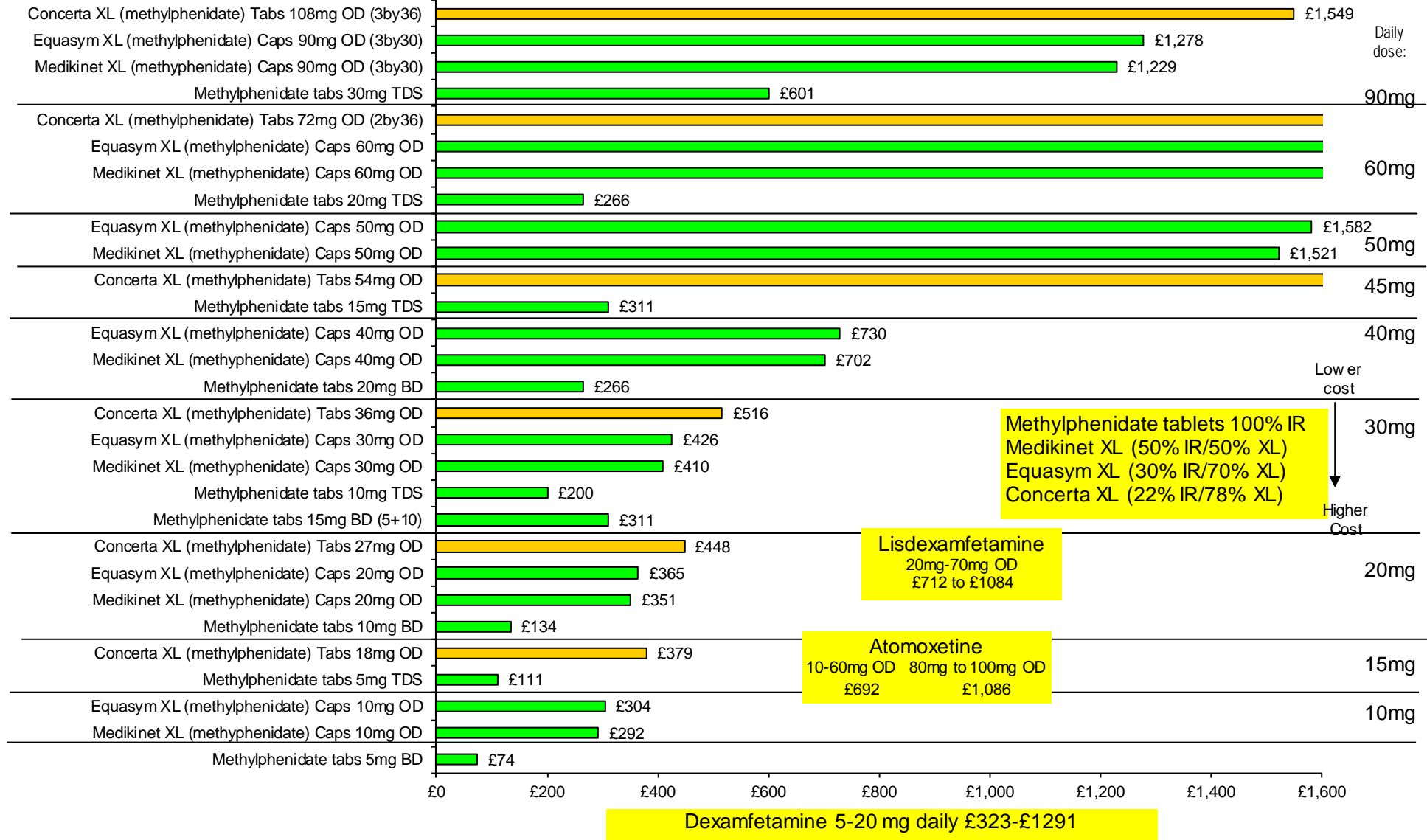
Standard twice daily venlafaxine substantially cheaper than modified release.

If using once daily modified release, **prescribe as Venlalic MR tablets**, as most cost effective. If you dont specify brand then it costs much more

CNS Stimulants and drugs used for ADHD BNF 4.4: Methylphenidate Cost for 1 year

Drug Tariff / BNF May 2016

Doses given for costing purposes only & do not imply therapeutic equivalence



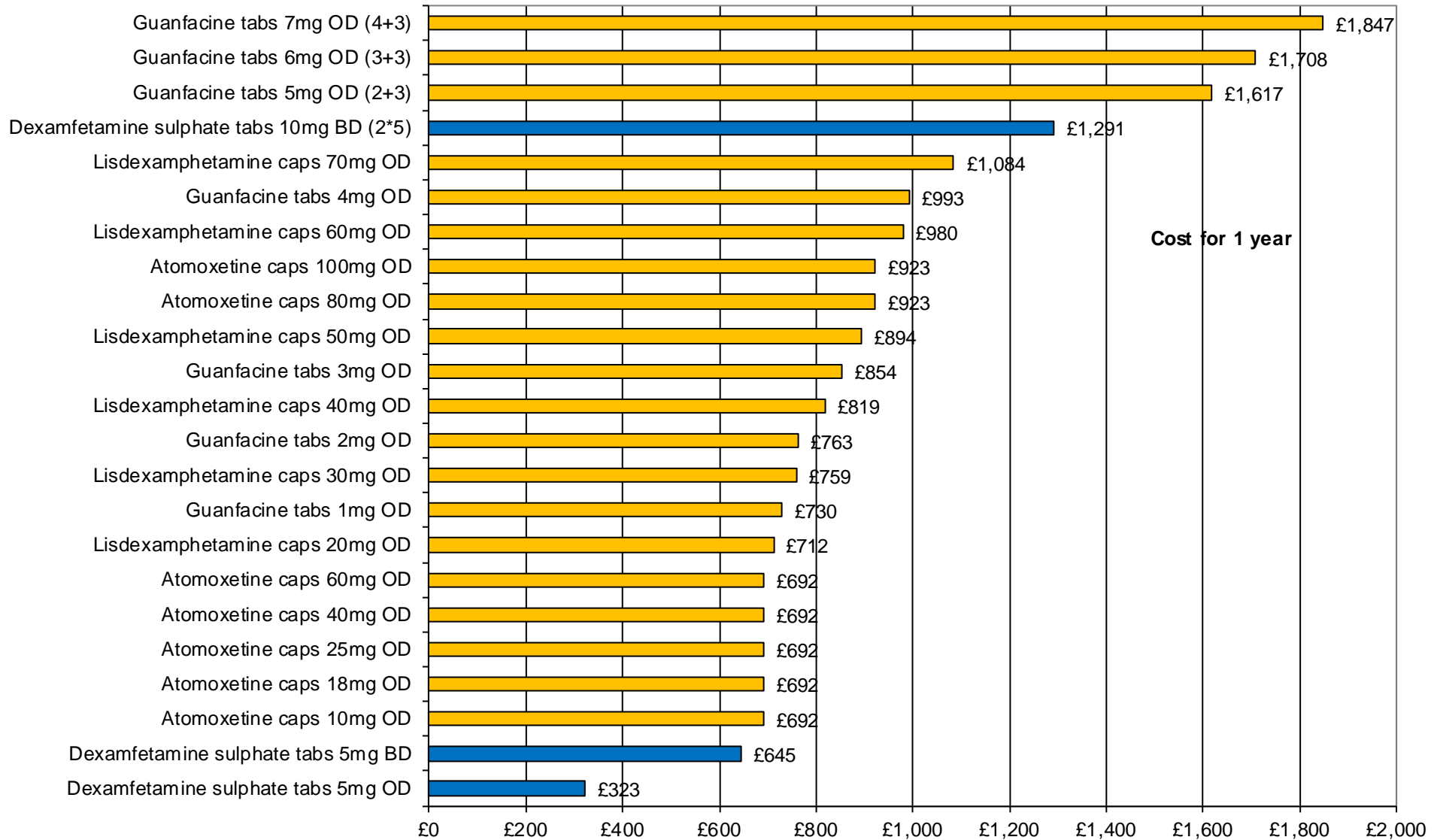
All figures relate to NHS List Price excluding VAT Reference = may 2016 Drug Tariff Department of Health or e-British National Formulary

Every effort has been made to ensure the accuracy of all information included in this document. All information has been double checked and therefore we believe this information is correct at the time the reference sources were checked. Please contact the Chief Pharmacist's Office with any comments/errors/suggestions for improvement

CNS Stimulants and drugs used for ADHD BNF 4.4: Atomoxetine and dexamfetamine Cost for 1 year

Drug Tariff / BNF May 2016

Doses given for costing purposes only & do not imply therapeutic equivalence



All figures relate to NHS List Price excluding VAT Reference = may 2016 Drug Tariff Department of Health or e-British National Formulary

Every effort has been made to ensure the accuracy of all information included in this document. All information has been double checked and therefore we believe this information is correct at the time the reference sources were checked. Please contact the Chief Pharmacist's Office with any comments/errors/suggestions for improvement

© Medicines Management, Coventry & Warwickshire NHS Partnership Trust © For further copies contact David Tait david.tait@covwarkpt.nhs.uk 024 7653 6836

Doses given for costing purposes only & do not imply therapeutic equivalence

